



Home Improvement Warehouse™

CONSTRUCTION HEATERS

# Warm Up Your Work Area

**Portable construction heaters are easy to use, yet provide safe and dependable heating comfort.**

Portable heat is a necessity when the temperature drops and the work must continue. Keeping your materials from freezing, or controlling their rate of drying can help keep your project on schedule and on budget. Staying comfortable increases productivity and contributes to a safe work site. For the heat source that best suits your needs, consider these questions and then consider your options.

**Do you need to warm a small or large area?**






- Heaters are rated by their heat output in BTUs.
- Recommended heating areas are given. (Square feet = width x length)

**Do you need to move the heater around easily?**

- Some units can be carried.
- Larger units have wheels for easy mobility.

**What kind of fuel do you intend to use?**

- Portable construction heaters burn either Liquid Propane (LP) or Multi-Fuel\*.

MULTI-FUEL FORCED AIR HEATERS*			PROPANE FORCED AIR HEATER	PROPANE CONVECTION HEATER
				
Thermoheat 55,000 to 75,000 BTUs	Thermoheat 100,000 to 125,000 BTUs	Thermoheat 170,000 to 210,000 BTUs	Thermoheat 30,000 to 60,000 BTUs	Thermoheat 50,000 to 80,000 BTUs

Item# Model#	13644 KFA75TL	14106 KFA125TL	14658 KFL210TL	154996 RMC-FA60L-01	245179 RMC-LPC80L
<b>BTU Output</b>	55,000 to 75,000 BTUs	100,000 to 125,000 BTUs	170,000 to 210,000 BTUs	30,000 to 60,000 BTUs	50,000 to 80,000 BTUs
<b>Square Feet Heated</b>	1,700 sq ft / 157.9 sq m	3,000 sq ft / 278.7 sq m	5,000 sq ft / 464.5 sq m	1,350 sq ft / 125.4 sq m	1,760 sq ft / 163.5 sq m
<b>Fuel Type</b>	Kerosene and Diesel	Kerosene and Diesel	Kerosene and Diesel	Liquid Propane	Liquid Propane
<b>Thermostat Control</b>	Yes	Yes	Yes	—	—
<b>Variable BTU Control</b>	Yes	Yes	Yes	Yes	Yes
<b>Ignition</b>	Push button - electronic	Push button - electronic	Push button - electronic	—	—
<b>Auto Safety Shut-off</b>	Yes	Yes	Yes	Yes	Yes
<b>Tank</b>	5 gallons / 18.93 L	10 gallons / 37.85 L	13 gallons / 49.21 L	20/40/100 lb. propane cylinders (not included) (9.07, 18.1, 46.36 kg)	20 lb. propane cylinders (not included) (9.07 kg)
<b>Run Time</b>	9 or 12 hours	11 or 13 hours	8 or 10 hours	14 hours (20 lb. cylinder) (9.07 kg)	9 hours (20 lb. cylinder) (45.34 kg)
<b>Hose &amp; Regulator</b>	—	—	—	Included	Included
<b>Additional Features</b>	<ul style="list-style-type: none"> <li>• Dual Heat Technology</li> <li>• Comfort control thermostat</li> <li>• Built-in air pressure gauge</li> <li>• Dual sourced power cord</li> <li>• Front and rear lift handles and cord wrap</li> <li>• Flame out sensor</li> <li>• Sturdy, rugged construction</li> </ul>	<ul style="list-style-type: none"> <li>• Dual Heat Technology</li> <li>• Comfort control thermostat</li> <li>• Built-in air pressure gauge</li> <li>• Dual sourced power cord</li> <li>• Front and rear lift handles and cord wrap</li> <li>• Flame out sensor</li> <li>• Sturdy, rugged construction</li> </ul>	<ul style="list-style-type: none"> <li>• Dual Heat Technology</li> <li>• Comfort control thermostat</li> <li>• Built-in air pressure gauge</li> <li>• Dual sourced power cord</li> <li>• Front and rear lift handles and cord wrap</li> <li>• Sturdy, rugged construction</li> </ul>	<ul style="list-style-type: none"> <li>• Adjustable Heat Angle</li> <li>• Fully enclosed ABS Base</li> </ul>	<ul style="list-style-type: none"> <li>• Inner Wind Guard</li> <li>• 360° Heat Radius</li> </ul>
<b>Warranty</b>	1 Year limited	1 Year limited	1 Year limited	1 Year limited	1 Year limited

## LIQUID PROPANE RADIANT HEATERS

## ELECTRIC HEATER

## KEROSENE HEATER



Thermoheat®  
9,000 to 15,000 BTUs

Thermoheat®  
18,000 to 30,000 BTUs

Thermoheat®  
6,000 to 12,000 to  
18,000 BTUs

Dimplex North America®  
220V / 30 Amp

Kero World®  
23,000 BTUs

Item# Model#	107999 TT15CL	108038 TT30CL	108280 RA18LPL	181785 DCH4831L	358631 KC2404B
<b>BTU Output</b>	9,000 to 15,000 BTUs	18,000 to 30,000 BTUs	6,000-12,000-18,000 BTUs	16,377 BTUs	23,000 BTUs
<b>Square Feet Heated</b>	375 sq ft / 34.8 sq m	750 sq ft / 69.6 sq m	650 sq ft / 60.3 sq m	1,500 sq ft / 139.35 sq m	Up to 1,000 sq ft / 92.9 sq m
<b>Fuel Type</b>	Liquid propane	Liquid propane	Liquid propane	Electric	Kerosene
<b>Variable BTU Control</b>	Yes	Yes	Yes	—	Yes
<b>Ignition</b>	Match light	Match light	—	—	Yes
<b>Auto Safety Shut-off</b>	Yes	Yes	Yes	Yes	Yes
<b>Tank</b>	20-lb. Propane cylinder (not included) (9.07 kg)	20-lb. Propane cylinder (not included) (9.07 kg)	20-lb. Propane cylinder (not included) (9.07 kg)	—	1.9 gallon tank (0.86 kg)
<b>Run Time</b>	Up to 39 hours (20 lb. cylinder)	Up to 39 hours (20 lb. cylinder)	Up to 22 hours (20 lb. cylinder)	—	9 - 12 hours burn time
<b>Hose and Regulator Included</b>	Yes	Yes	Yes	—	—
<b>Additional Features</b>	<ul style="list-style-type: none"> <li>• 3 heat settings</li> <li>• Heavy-duty construction</li> <li>• Radiant heat</li> <li>• Rear safety guard</li> </ul>	<ul style="list-style-type: none"> <li>• 3 heat settings</li> <li>• Heavy-duty construction</li> <li>• Radiant heat</li> <li>• Rear safety guard</li> <li>• Burner heads swivel independently</li> </ul>	<ul style="list-style-type: none"> <li>• Variable BTU's for desired comfort</li> <li>• Side carry handle</li> <li>• Front safety grill</li> <li>• Locking casters</li> </ul>	<ul style="list-style-type: none"> <li>• High quality, durable stainless steel tubular element</li> <li>• High heat cut-out protection for safety</li> <li>• 6 ft. cord (240 V, 30 Amp) stores around handle</li> <li>• Compact and portable design</li> </ul>	<ul style="list-style-type: none"> <li>• One touch ignition</li> <li>• Automatic reset</li> <li>• Portable</li> <li>• Energy efficient</li> <li>• Emergency heat - no electricity required</li> <li>• Automatic overheat protection</li> </ul>
<b>Warranty</b>	1 Year limited	1 Year limited	1 Year limited	1 Year limited	2 Year limited

## PROPANE TANKS & ACCESSORIES



**20-lb. Propane Tank** (9.07 kg)  
ITEM #28271

**100-lb. Propane Tank** (45.36 kg)  
ITEM #28370

- For use with propane forced air, convection and tank-top heaters
- 20-lb. tank ideal for use with portable propane heaters
- New OPD valve
- Baked-on enamel paint



**Replacement Wick**  
ITEM #297736

- Annual wick replacement ensures cleaner burner



**Kerosene (9.46 L)**  
ITEM #272076

- Triple-filtered for purity
- Best for fuelling low odour heaters

## CREDIT

With low monthly payments and no annual fees, both the Lowe's Consumer Credit and Business Credit cards offer a wide range of flexible credit services specially designed for your needs. You can also view and pay your bill free online.

For more information visit [Lowe's.ca](http://Lowe's.ca).



Available

**One-time product replacement for failed products – no repairs necessary.**

(After 1 year from manufacturer warranty expiration. Applies to items under \$200.)

©2011 Lowe's®. All rights reserved. Lowe's and the gable design are registered trademarks of LF, LLC.

LOW022060813